



Swimming New Zealand



4x100m Medley Men 1... Final

2023 Apollo Projects NZ Age Group S...

Points Swimmers Files Scoreboard

Session 1 Wed 09:10 AM	Session 2 Wed 05:40 PM	Session 3 Thu 09:10 AM	Session 4 Thu 05:40 PM	Session 5 Fri 09:10 AM	Session 6 Fri 05:40 PM	Session 7 Sat 09:10 AM	Session 8 Sat LIVE
-----------------------------	-----------------------------	-----------------------------	-----------------------------	-----------------------------	-----------------------------	-----------------------------	--------------------------------

Session 8 Saturday 05:40 PM		
25	05:40 PM	100m Breaststroke Wome...
26	05:58 PM	200m Individual Medley M...
109	06:21 PM	200m Individual Medley M...
110	06:28 PM	200m Individual Medley W...
27	06:35 PM	200m Freestyle Women Fi...
28	06:58 PM	50m Freestyle Men Final
29	07:11 PM	50m Butterfly Women Final
111	07:55 PM	200m Freestyle Men Multi...
112	08:02 PM	200m Freestyle Women M...
30	08:09 PM	1500m Freestyle Men Fina...
31	08:29 PM	4x100m Medley Women - ...
310	08:37 PM	4x100m Medley Women 1...
32	08:51 PM	4x100m Medley Men - 15 ...
320	09:05 PM	4x100m Medley... LIVE













32 4x100m Medley Men - 15 & Under Final

Official

Entries Heats

Total

Rank	Competitor	Age	Club	RT	FINA	Result
1	New Caledo...	15	New Caledo...	+0.65		4:05.83 Entry: 4:09.85 (- 4.02)
	Chrissander Cerda (V)	14	(+0.65) 30.06	1:01.67	1:01.67	
	Alexis Larhantec (V)	15	(+0.48) 31.68	1:08.11	2:09.78	
	Nolan Nodanche (V)	14	(+0.55) 27.05	1:00.82	3:10.60	
	Noa Douillard (V)	14	(+0.61) 26.69	55.23	4:05.83	
1	United Swi...	15	United Swim...	+0.58		4:06.48 Entry: 4:10.85 (- 4.37)
	Lucas Xia	14	(+0.58) 31.31	1:06.41	1:06.41	
	Cameron Karpik	14	(+0.35) 30.67	1:07.91	2:14.32	
	Mason Wang	15	(+0.38) 26.32	56.82	3:11.14	
	Fraser Walker	15	(+0.41) 26.32	55.34	4:06.48	
2	Kiwi ASC A	15	Kiwi ASC	+0.53		4:12.40 Entry: 4:17.17 (- 4.77)
	Alfie WeatherstonHarvey	15	(+0.53) 30.35	1:02.84	1:02.84	
	Taka Sugiyama	15	(+0.37) 33.88	1:13.71	2:16.55	
	Neo Salomonsson	14	(+0.14) 27.35	1:00.49	3:17.04	
	Noah Brummitt	15	(+0.03) 26.09	55.36	4:12.40	
3	Phoenix Aq...	15	Phoenix Aqu...	+0.53		4:12.53 Entry: 4:13.57 (- 1.04)
	Yeenok Zhang	15	(+0.53) 30.10	1:02.48	1:02.48	
	Joseph Shin	15	(+0.30) 31.97	1:08.98	2:11.46	
	Osbert Gu	14	(+0.07) 28.29	1:04.70	3:16.16	
	Troy Blijlevens	14	(+0.40) 26.85	56.37	4:12.53	
5	St Paul's Sw...	15	St Paul's Swi...	+0.58		4:15.57 Entry: 4:19.96 (- 4.39)
	Caign Boonen	14	(+0.58) 30.10	1:03.10	1:03.10	
	John Park	14	(+0.32) 32.98	1:12.59	2:15.69	
	Nathan Tebbutt	15	(+0.56) 27.64	1:01.80	3:17.49	
	Stephen Miller	14	(+0.33) 26.86	58.08	4:15.57	
6	Roskill Swi...	15	Roskill Swim...	+0.55		4:16.69 Entry: 4:18.23 (- 1.54)
	Ethan Stocks	15	(+0.55) 31.23	1:03.63	1:03.63	
	Nemanya Markovich	14	(+0.56) 33.63	1:11.03	2:14.66	
	Daniel Kregting	15	(+0.47) 27.59	59.69	3:14.35	
	Ashish Bavihal	13	(+0.43) 29.69	1:02.34	4:16.69	
7	Swim Rotor...	15	Swim Rotorua	+0.52		4:17.94 Entry: 4:20.57 (- 2.63)
	Leonard Rankin	14	(+0.52) 32.12	1:08.22	1:08.22	
	Finley English	15	(+0.60) 32.07	1:09.85	2:18.07	
	Ariel Muchirahondo	14	(+0.67) 28.54	1:01.39	3:19.46	
	Kai Jung-Ishida	14	(+0.65) 27.64	58.48	4:17.94	

8	 Coast Swim...	15	 Coast Swim...	+0.64	Entry: 4:20.78 (- 0.04)	
	Donald Tian	13	(+0.64)	32.21	1:06.90	1:06.90
	Jono Swanepoel	15	(+0.30)	33.14	1:13.64	2:20.54
	William Delamare	15	(+0.10)	28.65	1:04.95	3:25.49
	Liam Curling	13	(+0.28)	25.99	55.25	4:20.74
9	 North Shore...	15	 North Shore ...	+0.66	4:24.07 Entry: 4:27.09 (- 3.02)	
	Clement Choo	13	(+0.66)	33.39	1:09.06	1:09.06
	Elwin Bao	14	(+2.40)	32.23	1:09.27	2:18.33
	Andrew Feng	13	(+2.06)	29.53	1:04.19	3:22.52
	Riley Hurbuns	15	(+0.46)	30.03	1:01.55	4:24.07
10	 Phoenix Aq...	15	 Phoenix Aqu...	+0.59	4:25.90 Entry: 4:26.19 (- 0.29)	
	Bruce Shen	14	(+0.59)	31.35	1:05.91	1:05.91
	Jethrow Yoon	13	(+0.40)	33.88	1:13.62	2:19.53
	Dave Ko	14	(+0.09)	29.51	1:05.07	3:24.60
	Solomon Pocock	14	(+0.29)	29.27	1:01.30	4:25.90
11	 United Swi...	15	United Swim...	+0.66	4:26.80 Entry: 4:26.06 (+ 0.74)	
	Seb Segers	13	(+0.66)	32.87	1:07.67	1:07.67
	Bosco Ding	15	(+0.33)	32.88	1:11.77	2:19.44
	Jack Zhu	14	(+0.07)	29.75	1:07.68	3:27.12
	Bradley Searle	14	(+0.18)	27.86	59.68	4:26.80
12	 Howick Pak...	15	Howick Paku...	+0.64	4:30.16 Entry: 4:28.59 (+ 1.57)	
	Bodhi Chilcott	14	(+0.64)	33.14	1:09.68	1:09.68
	Andrew Wang	15	(+0.50)	34.55	1:17.31	2:26.99
	Daniel Loh	14	(+0.79)	31.06	1:06.74	3:33.73
	Eric Yang	15	(+0.33)	26.85	56.43	4:30.16
13	 Tawa Swim...	15	Tawa Swim...	+0.63	4:30.18 Entry: 4:27.78 (+ 2.40)	
	Drew Bateson	15	(+0.63)	32.04	1:07.85	1:07.85
	Ollie Robinson	15	(+0.61)	34.99	1:15.79	2:23.64
	Nathan Webber	15	(+0.79)	29.56	1:05.88	3:29.52
	Matthew Biddington	15	(+0.52)	28.72	1:00.66	4:30.18
14	 Coast Swim...	15	 Coast Swim...	+0.63	4:30.33 Entry: 4:35.42 (- 5.09)	
	Alex Sandford	13	(+0.63)	33.23	1:06.78	1:06.78
	Jason Els	14	(+0.25)	33.43	1:14.22	2:21.00
	Arian Phillips	13	(+8.27)	33.12	1:11.85	3:32.85
	Sam Wilde	14	(+0.35)	26.91	57.48	4:30.33
15	 St Paul's Sw...	15	St Paul's Swi...	+0.74	4:41.09 Entry: 4:34.50 (+ 6.59)	
	Neo Ulrich	15	(+0.74)	30.15	1:05.20	1:05.20
	Josiah Joyce	14	(+0.66)	38.67	1:22.44	2:27.64
	Alex Copocean	14	(+0.53)	30.84	1:06.41	3:34.05
	Simiosi Tukia	13	(+0.37)	30.43	1:07.04	4:41.09